

PERFORMANCE TEST FOR LISTED MECHANICAL HOOD IS REQUIRED PER UMC 509.11

GREASE HOOD SYSTEM CALCULATION

1. TYPE : CANOPY TYPE I, STAINLESS STEEL 18 GAUGE,
2. COOKING EQUIPMENT: (2) CHINESE RANGE, (2) DEEP FRYER, RICE COOKER
3. SIZE: 23'-6" X 14'-0" X 2'-0" MAKEUP AIR PLENUM
4. MIN. REQ'D CAPACITY CFM: (2) U.L. LISTED HOOD □ 3,450 CFM EACH
5. PROPOSED (2) EXHAUST FAN □ (1) MAKE-UP AIR UNIT. EF1 □ EF2 (3,450 CFM EACH); MAU1 (5,520 CFM, 80% OF EXHAUST)
6. EXHAUST DUCT SIZE: 22"X14"
7. EXHAUST VELOCITY □ EXHAUST DUCT 3450/(22"X14"/144) □ 1612 FPM 1500FPM □ 1612 FPM □ 2500FPM
8. EXHAUST FAN (EF1 □ EF2) AND MAKE-UP AIR UNIT (MAU1) SHALL BE ELECTRICALLY INTERLOCKED
9. FOR CODE COMPLIANCE SEE DETAIL
10. FOR FILTER INFORMATION SEE CAPTIVEAIRE DWG #M-400.
11. INTERLOCK RTU FANS TO OPERATE WITH KEF'S FOR MAKEUP AIR.

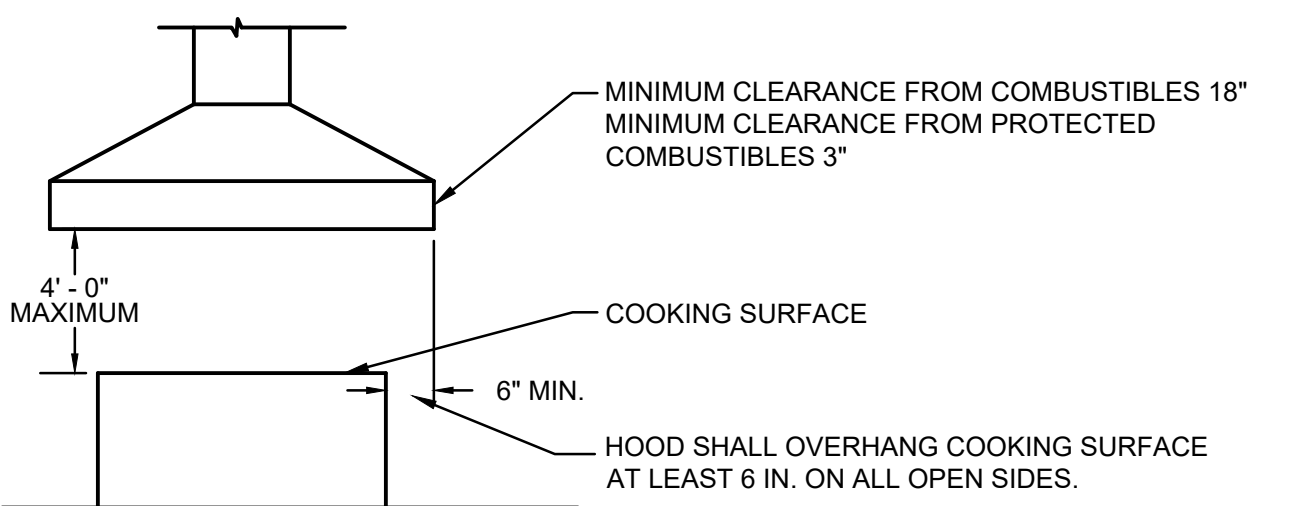
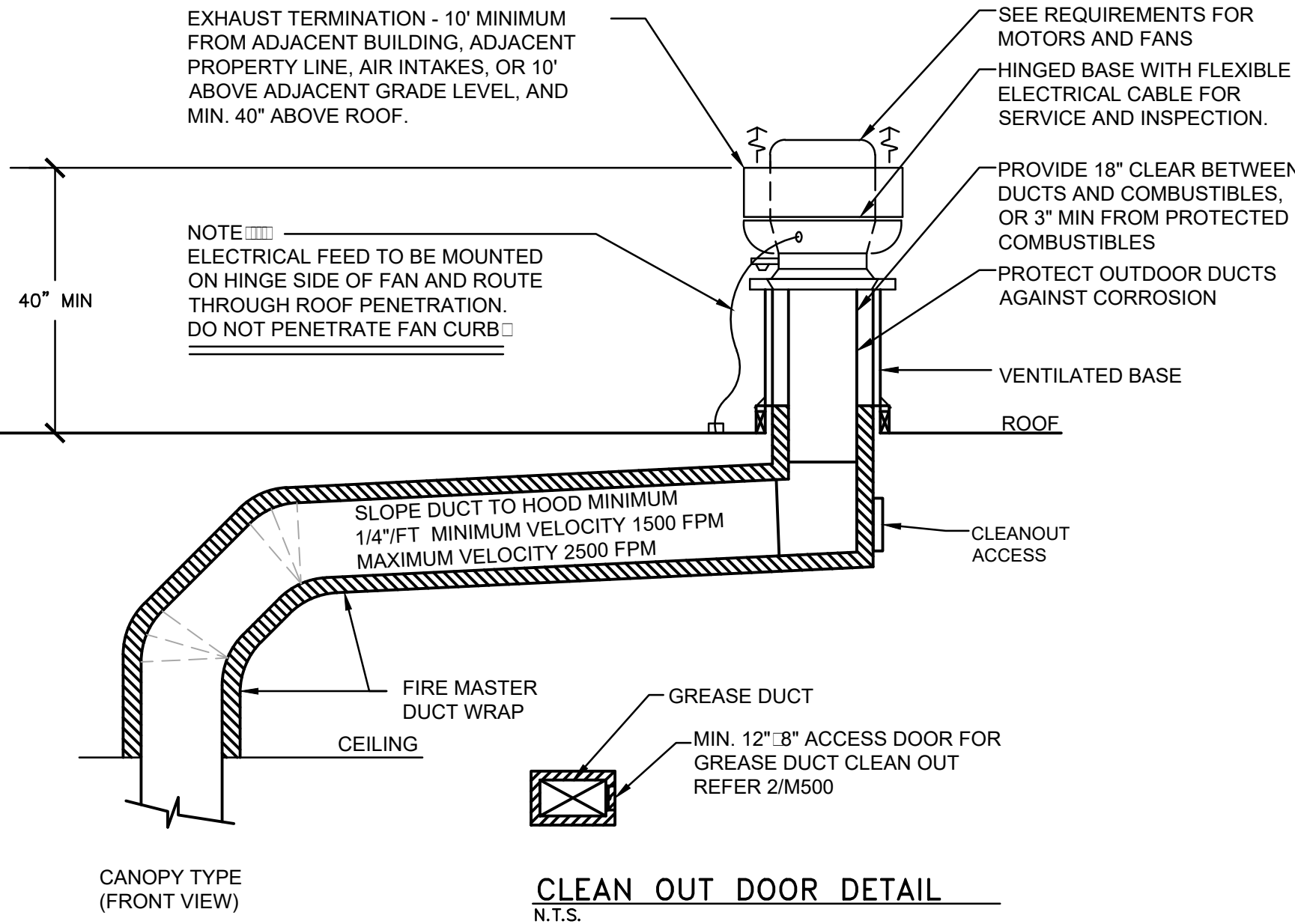
INFORMATIONAL GUIDE FOR COMMERCIAL COOKING HOODS

1. STAINLESS STEEL TO BE NO. 18 U.S. GAGE
2. WHEN GUTTERS ARE PROVIDED THEY SHALL DRAIN TO A COLLECTING PAN WHICH IS READILY ACCESSIBLE FOR CLEANING
3. SEE TABLE 507.11 FOR MINIMUM DISTANCE BETWEEN LOWER EDGE OF GREASE FILTER AND THE COOKING OR HEATING SURFACE.
4. GREASE FILTERS SHALL BE OF STEEL CONSTRUCTION AND READILY ACCESSIBLE FOR CLEANING.
5. ALL JOINTS AND SEAMS SHALL BE GREASE TIGHT.
6. HOODS SHALL BE SECURELY FASTENED IN PLACE BY INCOMBUSTIBLE SUPPORTS.

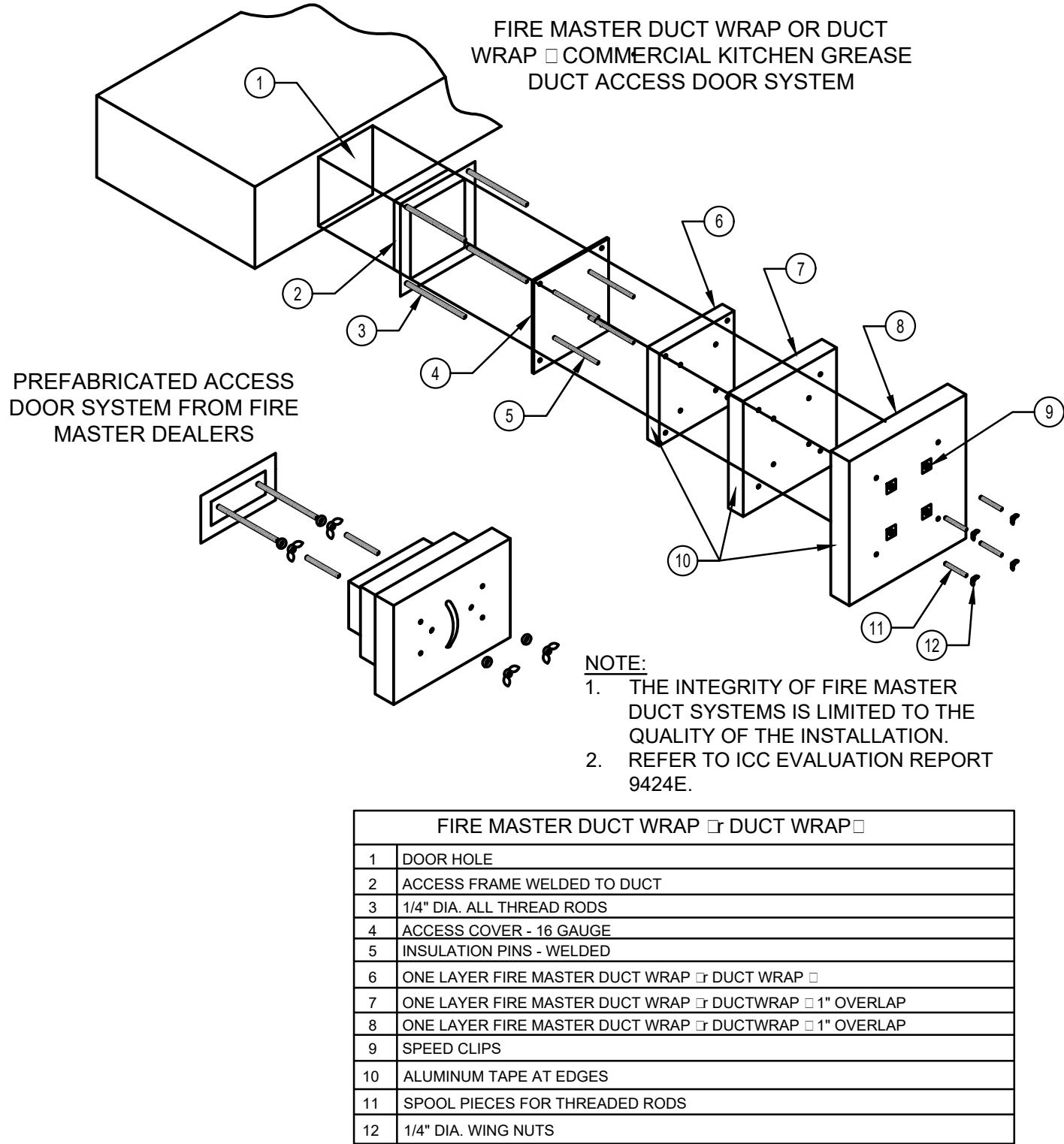
NOTES

1. PROVIDE ADEQUATE CLEANOUT OPENINGS FOR THOROUGH CLEANING OF DUCT SYSTEM.
2. PROVIDE ADEQUATE MAKE-UP AIR FOR PROPER OPERATION.
3. PROVIDE A SEPARATE DUCT SYSTEM FOR EACH HOOD.
4. THICKNESS OF DUCTS SHALL BE:

DUCT AREA	U.S. GAGE STEEL
UP TO 4 SQ. FT.	16 GA
OVER 4 SQ. FT.	14 GA
5. WELD OR BRAZE ALL DUCT JOINTS AND SEAMS ON THE EXTERNAL SURFACE.
6. SUPPORT THE DUCTS AS REQUIRED. DO NOT PENETRATE DUCT WALLS WITH SCREWS, NAILS, ETC.
7. SECTIONS OF DUCT SHALL NOT CONTAIN GREASE POCKETS.

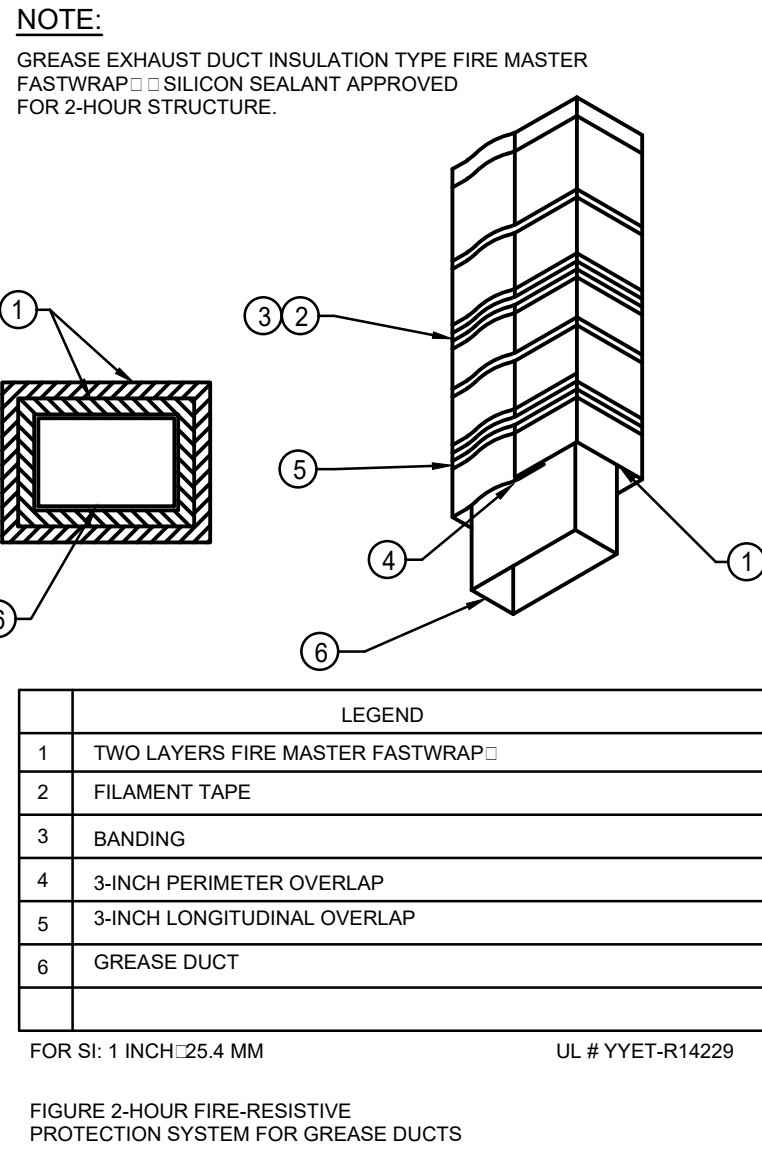


(FOR REFERENCE ONLY)



GREASE DUCT ACCESS DOOR 2

M-500



2 HOUR GREASE DUCT WRAP 1

Scale: NO SCALE M-500



PANDA RESTAURANT GROUP INC.
1683 Walnut Grove Ave.
Rosemead, California
91770
Telephone: 626.799.9898
Facsimile: 626.372.8288

All ideas, designs, arrangement and plans indicated or represented by this drawing are the property of Panda Express Inc. and were created for use on this specific project. None of these ideas, designs, arrangements or plans may be used by or disclosed to any person, firm, or corporation without the written permission of Panda Express Inc.

REVISIONS:

ISSUE DATE:

1st ISSUE FOR PERMIT 01-11-17

DRAWN BY: RR

PANDA PROJECT #: S8-17-D5197

ARCH PROJECT #: 1701

Project No.
PE1701

Kurzynske
& Associates
CONSULTING ENGINEERS
2900 Lebanon Pike
Suite 201
Nashville, Tennessee 37214

MARK T. KURZYNSKE
FLORIDA LICENSE # 53568

01/11/17

PANDA EXPRESS
HIGHWAY 90 AT SHADOW OAK DRIVE
4890 HIGHWAY 90
PACE (MILTON), FL 32571

2200 TRUE WARM & WELCOME

M-500

KITCHEN HOOD DETAILS