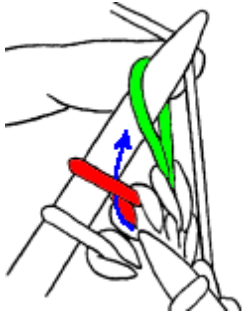


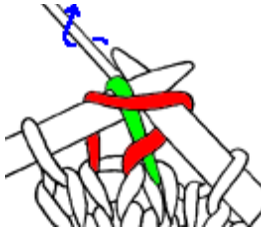
## Cross Stitches



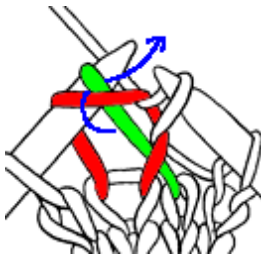
### 2-st Left Cross



Insert the right needle into the second stitch, while holding the first stitch with your left finger. Carry the needle right of the first stitch on the left needle.



Knit.



Knit on the first stitch.



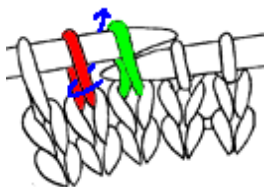
Pull the left needle out of the second stitch.



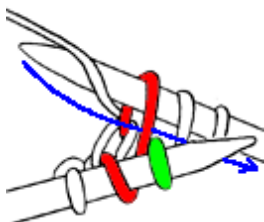
The left stitch cross over the right stitch.

---

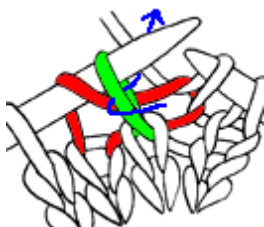
## 2-st Right Cross



Put the left needle behind the first stitch(green), Insert it into the second stitch knitwise.



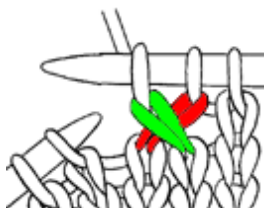
The picture is a top view. Push the right needle away, and knit to right of the first stitch.



Knit on the first stitch.



Pull the left needle out of the stitch.

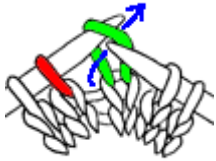


The right stitch cross over the left stitch.

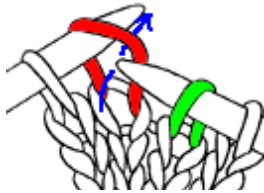
---



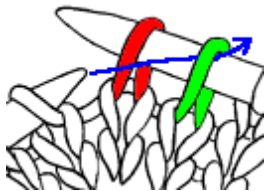
## Left Stitch Pass Through Right Stitch



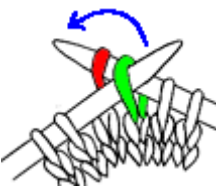
Insert the right needle knitwise, and slip the stitch to the right needle.



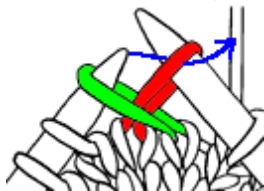
Do the next stitch as same.



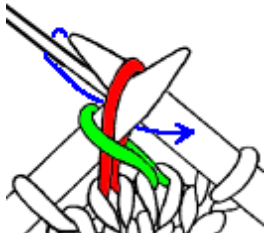
Insert the left needle into the first(green) stitch.



Pass the stitch over the second stitch(red).



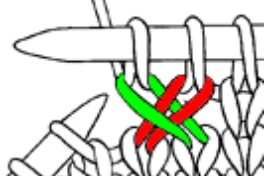
Insert the left needle into the second(red) stitch.



Knit on the second(red) stitch.



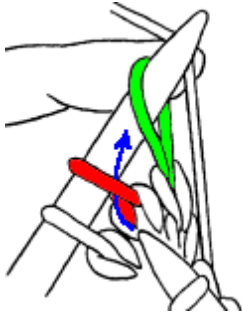
Insert the right needle into the first(green) stitch and knit on it.



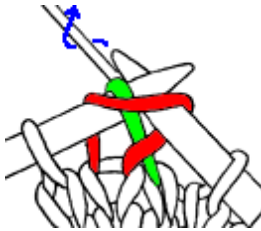
The left stitch pass through the right stitch.



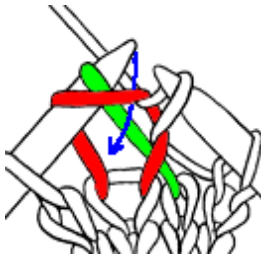
## Right Stitch Pass Through Left Stitch



Insert the right needle into the second stitch, while holding the first stitch with your left finger. Carry the needle right of the first stitch on the left needle.



Knit on the second (red) stitch.



Hook the first (green) stitch with the left needle, and drag through the second (red) stitch.



Knit on the first (green) stitch.



The right stitch pass through the left stitch.