

# Connect

Term I

Student's Book



2018-2019

غير مصرح بتداول الكتاب خارج  
وزارة التربية والتعليم والتعليم الفني





**Name:** .....

**School:** .....

**Class:** .....

**Date:** .....



# Connect

Term 1

Student's Book



Claire Medwell  
with Wendy Cherry and Emma Wilkinson



# Contents

## About me



**Let's remember!** ..... 2

**Unit 1 Hop, skip, jump** ..... 6

**Play time** ..... 18



**Unit 2 I play music** ..... 20

**Play time** ..... 32

## My world



**Unit 3 My home** ..... 34

**Play time** ..... 46

**Unit 4 My day** ..... 48

**Play time** ..... 62



**Review I** ..... 64

**Cut-outs** ..... 68



# Scope and sequence

Theme	Unit	Vocabulary	Language	Phonics	Life skills	Values	Issues and challenges	Integrated cross-curriculum topics
About me	1 Hop, skip, jump	climb, hop, jump, kick, run, skip, six, seven, eight	I can (jump). I can (jump), too. Well done!	k: kick, kite a: apple, ant	<b>Critical thinking:</b> Match and say <b>Communication:</b> I can jump <b>Problem solving:</b> It's Sports Day!	<b>Independence:</b> Let's be healthy <b>Participation:</b> I can skip	<b>Preventative health:</b> Look and learn, Let's be healthy!	<b>Math:</b> Counting 1-8, Play time
	2 I play music	drum, guitar, piano, flute, triangle	I play the (piano). I play the (piano), too.	p: piano, pen, pink g: guitar, girl, green	<b>Problem solving:</b> A talent show <b>Communication:</b> Show and tell <b>Cooperation:</b> Let's work together	<b>Participation:</b> I play the guitar <b>Independence:</b> Show and tell	<b>Community participation:</b> Let's work together	<b>Music:</b> Instruments in the class <b>Art:</b> Make a drum
My world	3 My home	bathroom, bedroom, garden, house, kitchen, living room	Where's (Dina)? She's in the (bathroom).	i: in, ink, insect u: up, umbrella	<b>Respect for diversity:</b> Homes in Egypt <b>Problem solving:</b> Hide and seek, Play time <b>Self-management:</b> Let's do it ourselves! <b>Learning to live together:</b> Homes in Egypt	<b>Independence:</b> Let's do it ourselves! <b>Tolerance and acceptance of the other:</b> Homes in Egypt	<b>National unity:</b> Homes in Egypt	<b>Social studies:</b> Homes in Egypt
	4 My day	get up, go to bed, go to school, have breakfast, have lunch, have dinner, play with friends	I (get up). I (have breakfast).	l: leg, lion, lemon q: queen, quiet	<b>Self-management:</b> Let's get ready!, Day and night <b>Communication:</b> Look and learn, Show and tell <b>Problem solving:</b> Busy Bee's day	<b>Appreciation of science:</b> Day and night <b>Participation:</b> My daily routine <b>Independence:</b> Project, Show and tell	<b>Community participation:</b> My daily routine	<b>Science:</b> Day and night
Review 1		Revision from units 1-4			<b>Communication:</b> Acting	<b>Participation:</b> Board game, Acting		






# Let's remember



1 Look and write

d e h j m o r s t



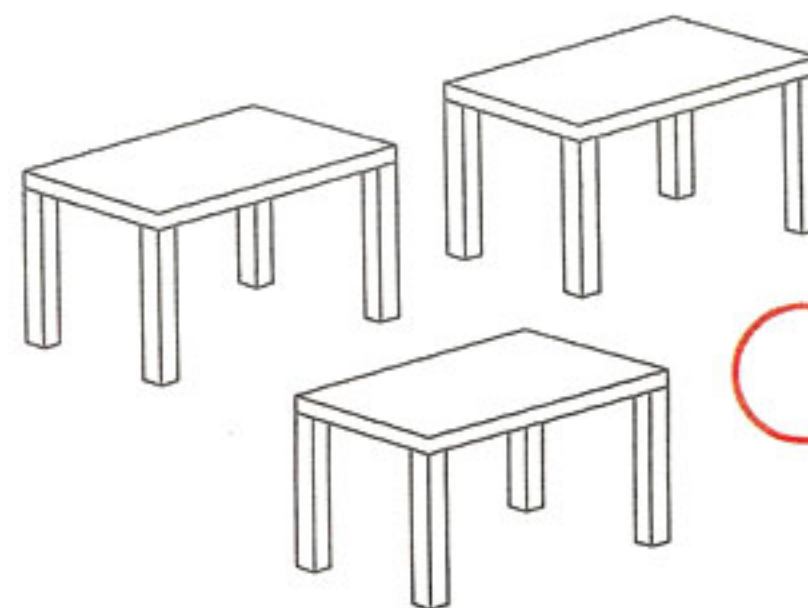
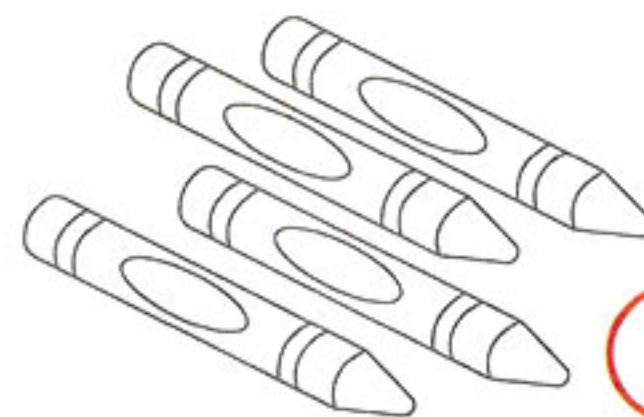
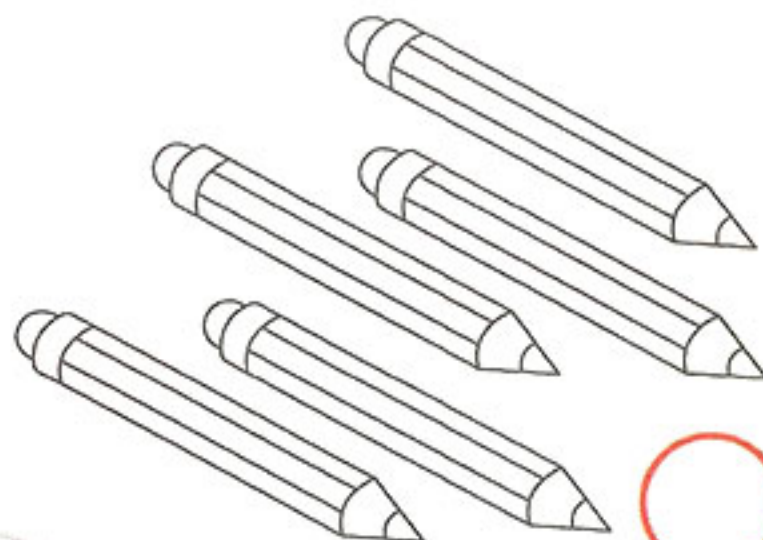
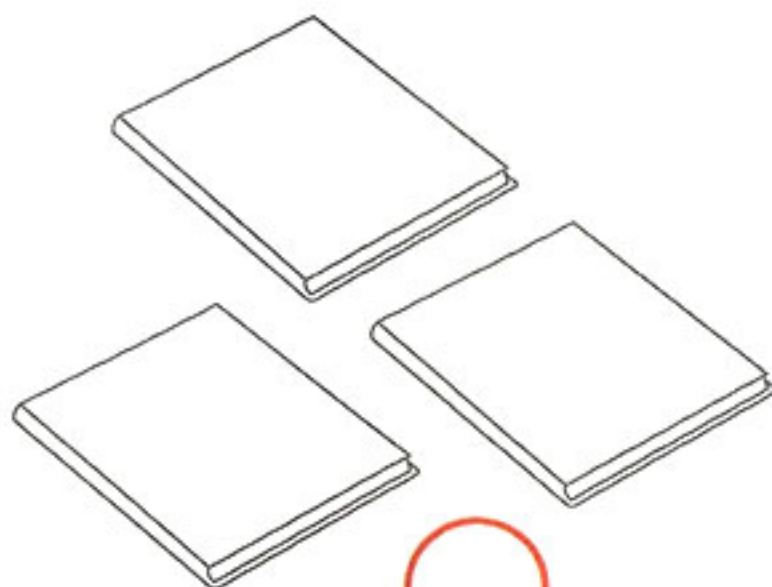
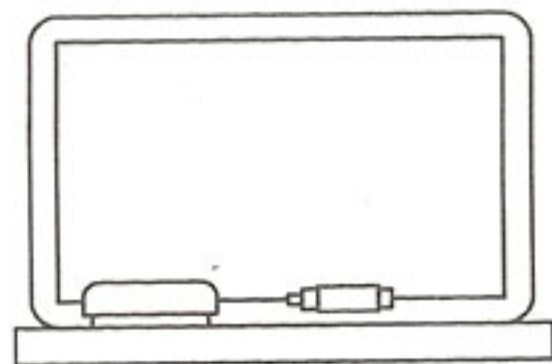
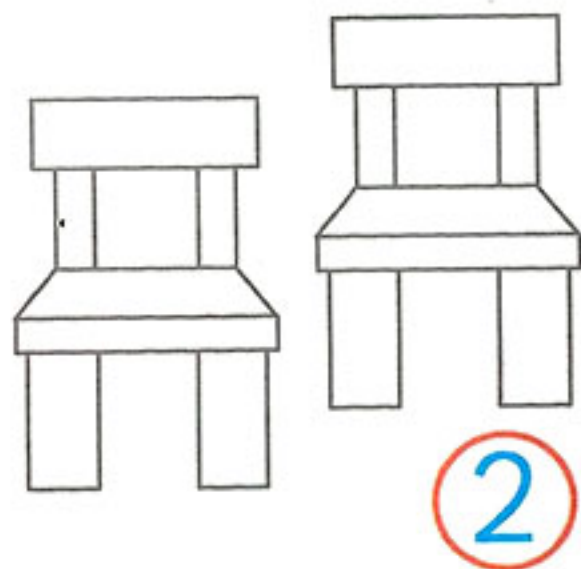
t







1 Count and color







# Let's remember



Look and write

a b c d e f j m t



j







1 Listen and number





# Hop, skip, jump



1 Listen and point



2 Sing



climb



hop



jump



kick



run



skip





1 Match and say



2 Color



climb



run



kick



hop



jump



skip

Vocabulary: climb, hop, jump, kick, run, skip



# It's Sports Day!



1 Listen and point

1



2



3



4



5



6



Look and learn





1 Listen, find and match



2 Color and say

1




2



3



4



Story: It's Sports Day! I can (run). I can (run), too.



# Let's be healthy!



1 Look and say



eat





jump



run



kick



2 Sing and do




We're healthy!





1 Look and draw





# I can skip



1 Listen and point



3 Look and say



2 Make a class poster




Go to page 69



Listening and speaking: I can skip!





**Language:** I can (skip)!





a k

# Learn sounds with Busy Bee!

Phonics

Unit



1 Listen and repeat



2 Look and circle **a** and **k**


apple



ant



kick



kite



a b c d e f g h i j k l m n o p q r s t u v w x y z






a k

# Learn to write with Busy Bee!


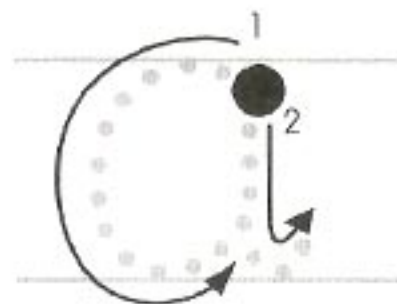
Unit  
Handwriting



1 Trace and color



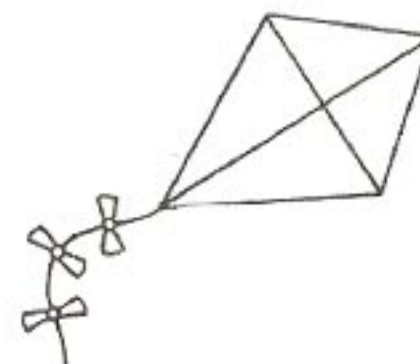
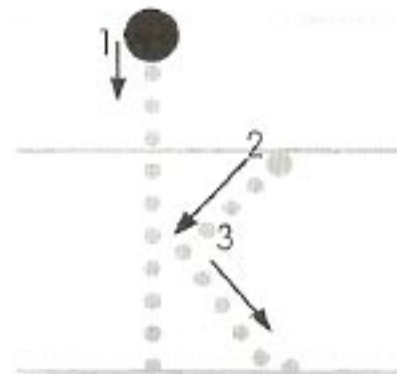
apple



ant



kick



kite



a b c d e f g h i j k l m n o p q r s t u v w x y z



# Learn numbers with Busy Bee!




Count and write



1

2

3



4

5

6



7

8





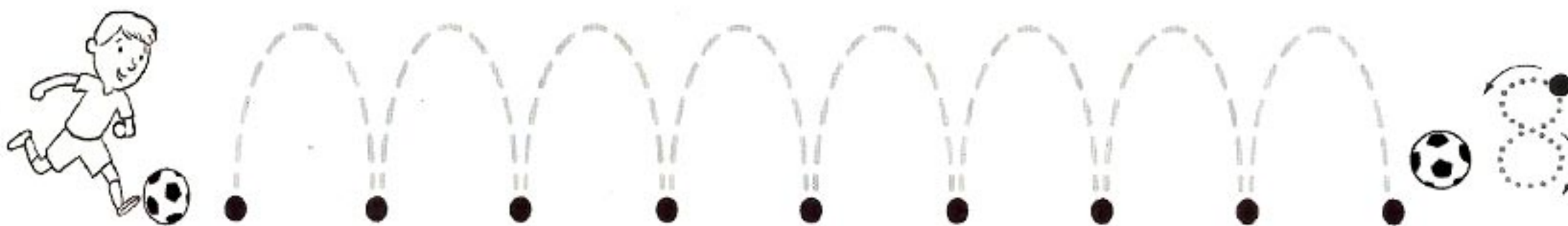
**1** Count, color and say



**2** Trace



**3** Look and color



**Vocabulary**



**Life skills**



**Phonics**

**a k**






# Play time



1 Join and say



2 Color







1 Join and say



2 Color






## I play music



1 Listen and point



2 Sing



drum



guitar



piano



flute

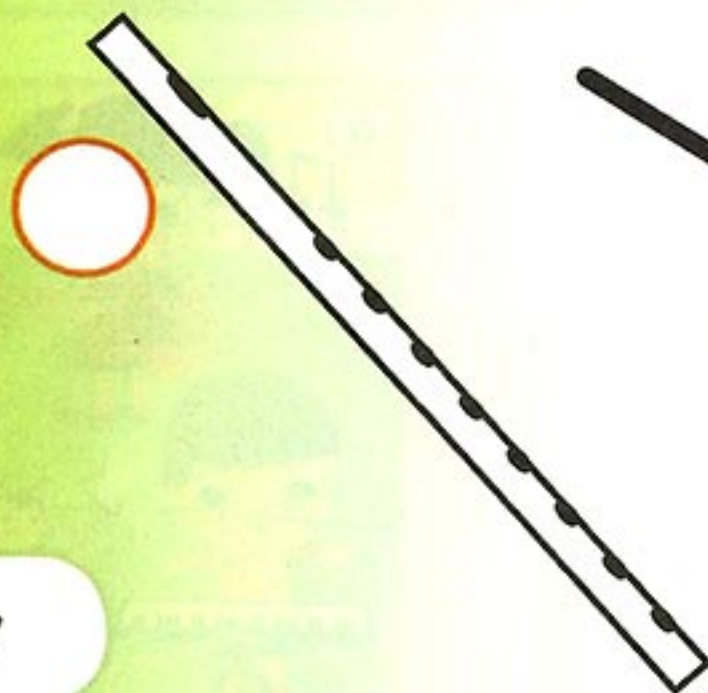





triangle





1 Listen and number



2 Color and say



**Vocabulary:** drum, guitar, piano, flute, triangle



# A talent show



1 Listen and point




**Story:** A talent show I'm (Adam). I play the (piano). Well done!





1 Listen, choose and draw



1



2



3



4



5



Story: A talent show I'm (Adam). I play the (piano) !



# Let's work together!



1 Look and say



guitar



piano



drum



2 Sing and do




**We work together!**





**1** Think, draw and color






# I play the guitar!



1 Listen and point



2 Look and say







**1** Listen and match



**2** Trace and say

1



2



3



4



Language: I play the (flute)!





p g

# Learn sounds with Busy Bee!

Phonics Unit 2



1 Listen and repeat

piano



guitar



2 Look and circle p and g

pen



girl



pink



green



abcdefghijklmnopqrstuvwxyz

Phonics: the p and g sounds





p g

# Learn to write with Busy Bee!

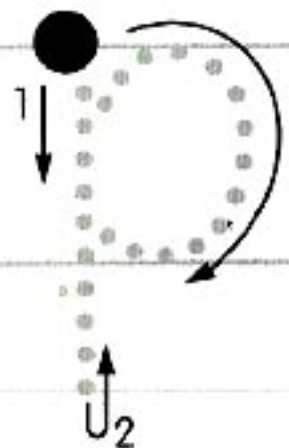
Unit  
Handwriting 2



1 Trace and copy



2 Color and say



p



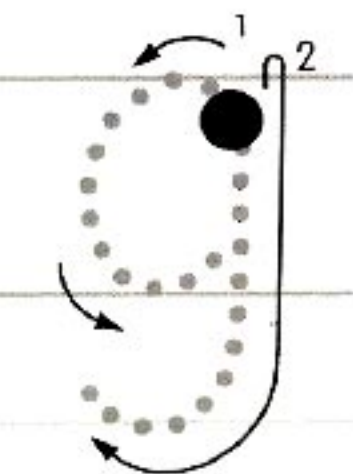
piano




pen



pink



g



guitar



girl



green



abcdefghijklmnopqrstuvwxyz



# A drum

English in the classroom **Unit 2**



1 Make a drum



2 Look and say





# Show and tell



1 Show and tell



Unit review **Unit 2**



2 Look and color

Vocabulary



Life skills



Phonics **p** **g**



Art




Unit review



# Play time



Look, say and match



a g p k







Look and say. Write

a


g

k

p



p





## My home



1 Listen and point



2 Sing



bathroom



bedroom



garden



house



kitchen



living room





1 Listen and number



2 Look and say



**Vocabulary:** bathroom, bedroom, garden, house, kitchen, living room



# Hide and seek







1 Listen and point



Look and learn





**Story:** Hide and seek Where's Busy Bee? She's in the (kitchen).



# Let's do it ourselves!



1 Look and say



bedroom



garden



bathroom



2 Sing and do



I can do it!





1 Look and draw 😊 ☹️





# Where's Dina?



1 Listen, point and play



2 Look and say



Go to page 69





**1** Choose and match



**2** Ask and answer



**Listening and speaking:** Where's (Dina)? She's in the (bedroom).





i u

# Learn sounds with Busy Bee!

Phonics **Unit 3**



1 Listen and repeat



2 Look and circle i and u



in



insect



ink

umbrella



up



abcdefghijklmnopqrstuvwxyz

Phonics: the i and u sounds





i

u

# Learn to write with Busy Bee!

Unit  
Handwriting **3**



1 Trace and copy



i



i  
insect



i  
ink



i  
in



u



u  
umbrella



u  
up



abcdefghijklmnopqrstuvwxyz



# Homes in Egypt




English in the classroom **Unit 3**



Listen and repeat

①

Nubia



②

Cairo



③

Alexandria






# Homes in Egypt



1 Listen and follow



Nubia



Alexandria



Cairo

## Unit review 3



2 Look and color

### Vocabulary



### Life skills



### Phonics

i u



Social studies: Homes in Egypt

Unit review



# Play time



Follow and match



k



p



g



a







1 Look and color

①



②



③



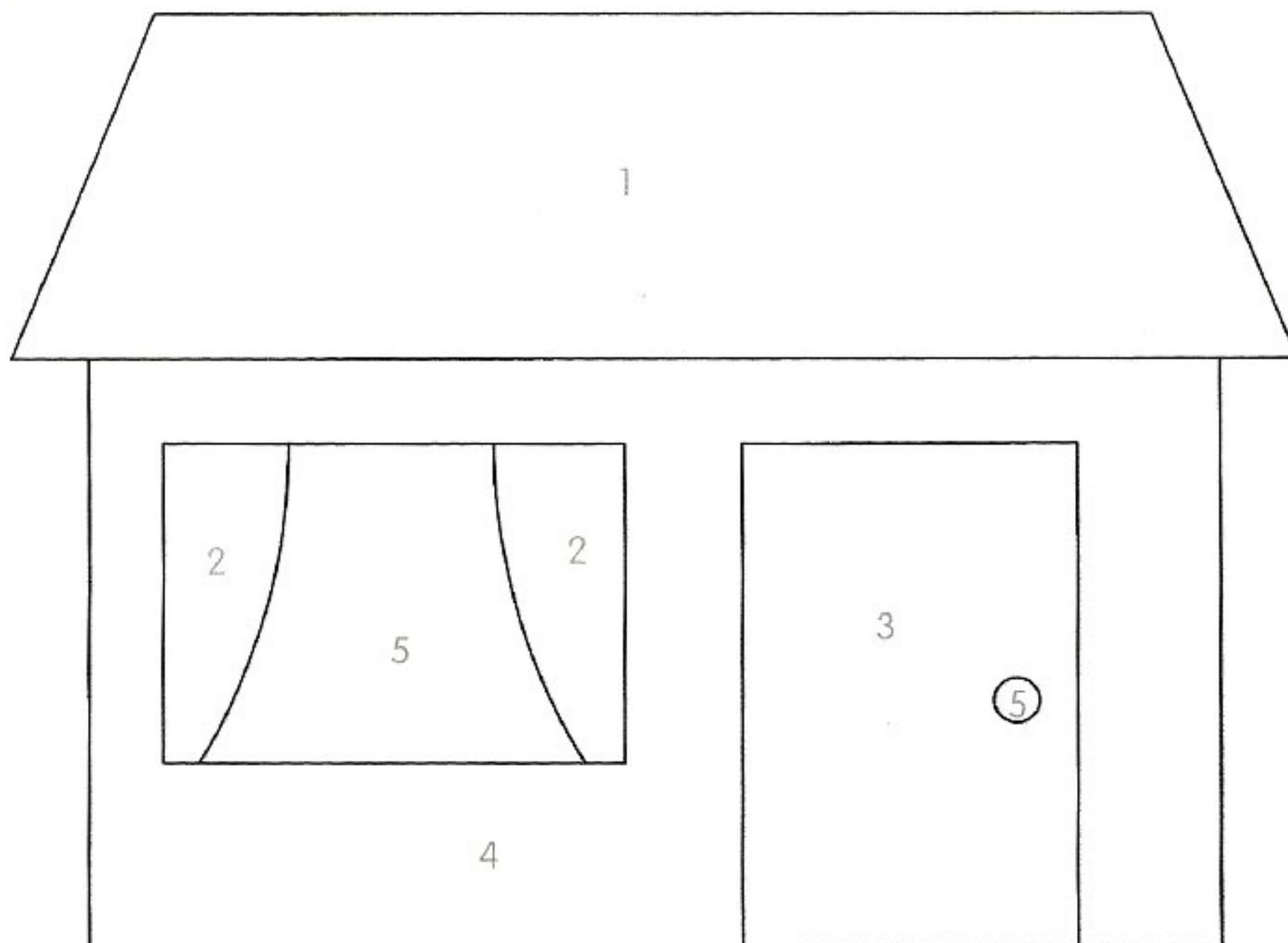
④



⑤



2 Look and say







Listen and point



Sing



get up



have breakfast



go to school



have lunch



play with friends



have dinner



go to bed





1 Listen and point



2 Choose, act and say



**Vocabulary:** get up, have breakfast, go to school, have lunch, play with my friends, have dinner, go to bed



# Busy Bee's day!



Listen and point



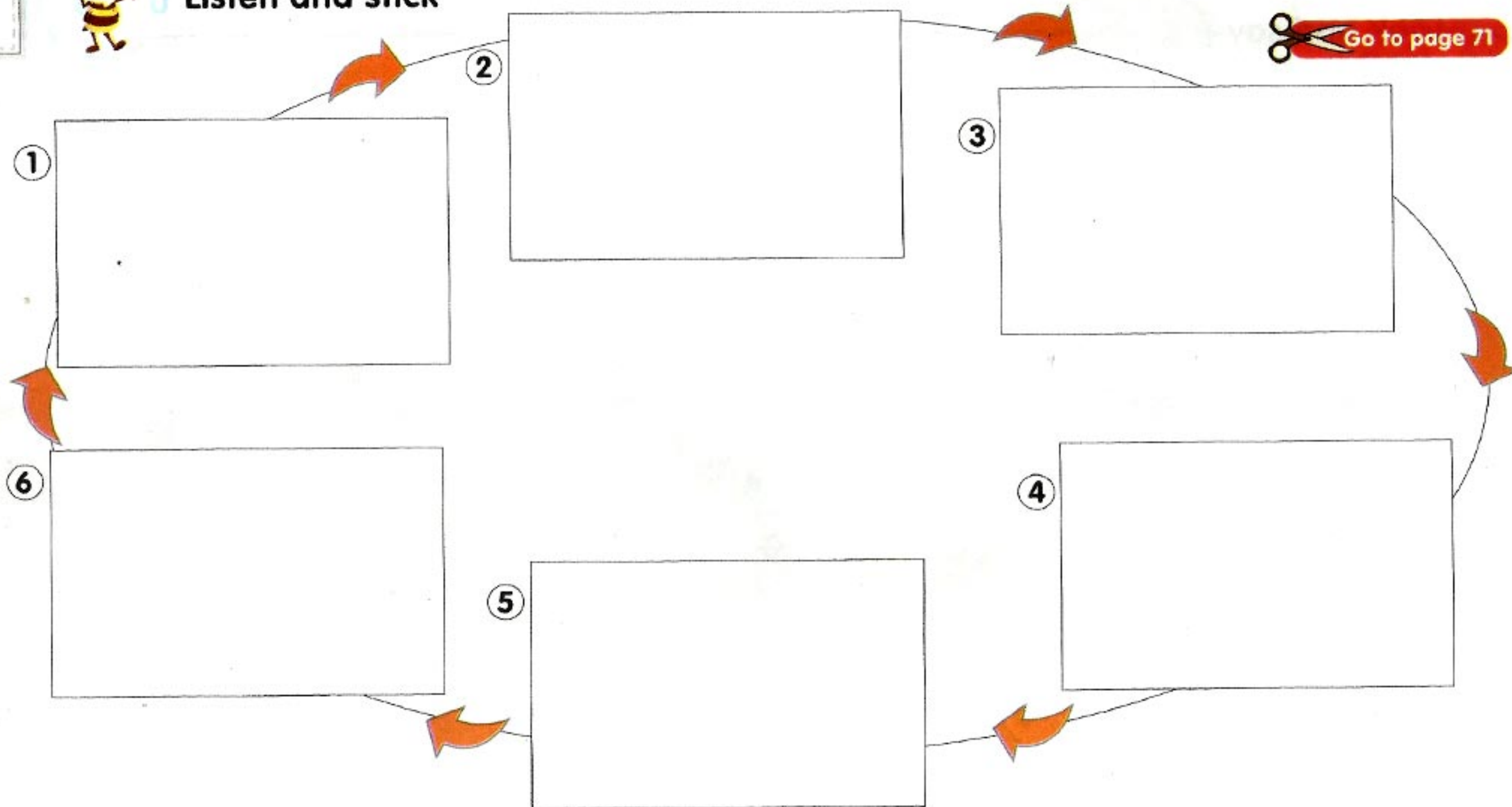
Look and learn





Listen and stick

Go to page 71



**Story:** Busy Bee's day! I get up. I have breakfast.



# Let's get ready!



1 Look and say



get up



have  
breakfast



go to  
school



2 Sing and do

We get ready!







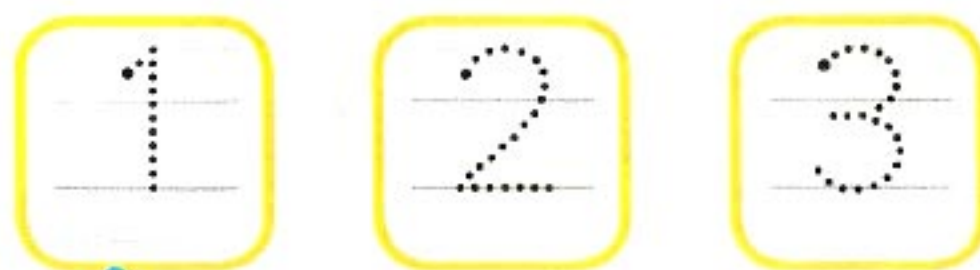
**1 Listen and match**



**2 Trace**



**3 Listen again and repeat**





# My daily routine



Listen and point



2 Look and say



Go to page 73





**1 Color and say**


①



②



③



④



**Language:** I get up, I have breakfast, I go to school, I go to bed.





l q

# Learn sounds with Busy Bee!

Phonics **Unit 4**



1 Listen and repeat



2 Look and circle l and q

leg



lion



lemon



queen



quiet



abcdefghijklmnopqrstuvwxyz

Phonics: the l and q sounds





l q

# Learn to write with Busy Bee!

Handwriting Unit 4



Trace and copy



leg



lion



lemon



queen



quiet



abcdefghijklmnopqrstuvwxyz



# Day and night

English in the classroom **Unit 4**



1 Listen and point, then join



English in the classroom: Science: Day and night





Listen and say





# A daily routines book


Project **Unit 4**



1 Make a daily routines mini book



2 Look and say



Go to page 75-77

**Project:** A daily routines mini book I get up, I have breakfast.



# Show and tell



1 Show and tell



## Unit review **Unit 4**



2 Look and color

Vocabulary



Life skills



Phonics **l** **q**



Project





Unit review



# Play time



1 Color and number








Look and draw 😊 ☹️

1



2



1



2




3



4



3



4







# Review 1



1 Listen and point



6

7

8



2 Color





1 Listen and number



Revision of language from units 1–4



1 Play the game








**1 Listen and point**

**1**



**2**



**4**



**3**



**2 Act**


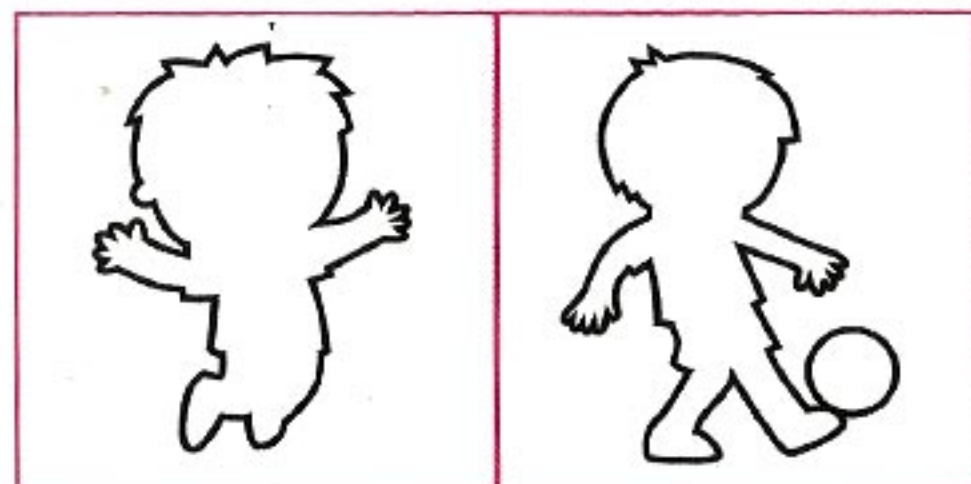

Revision of language and vocabulary from units 1–4



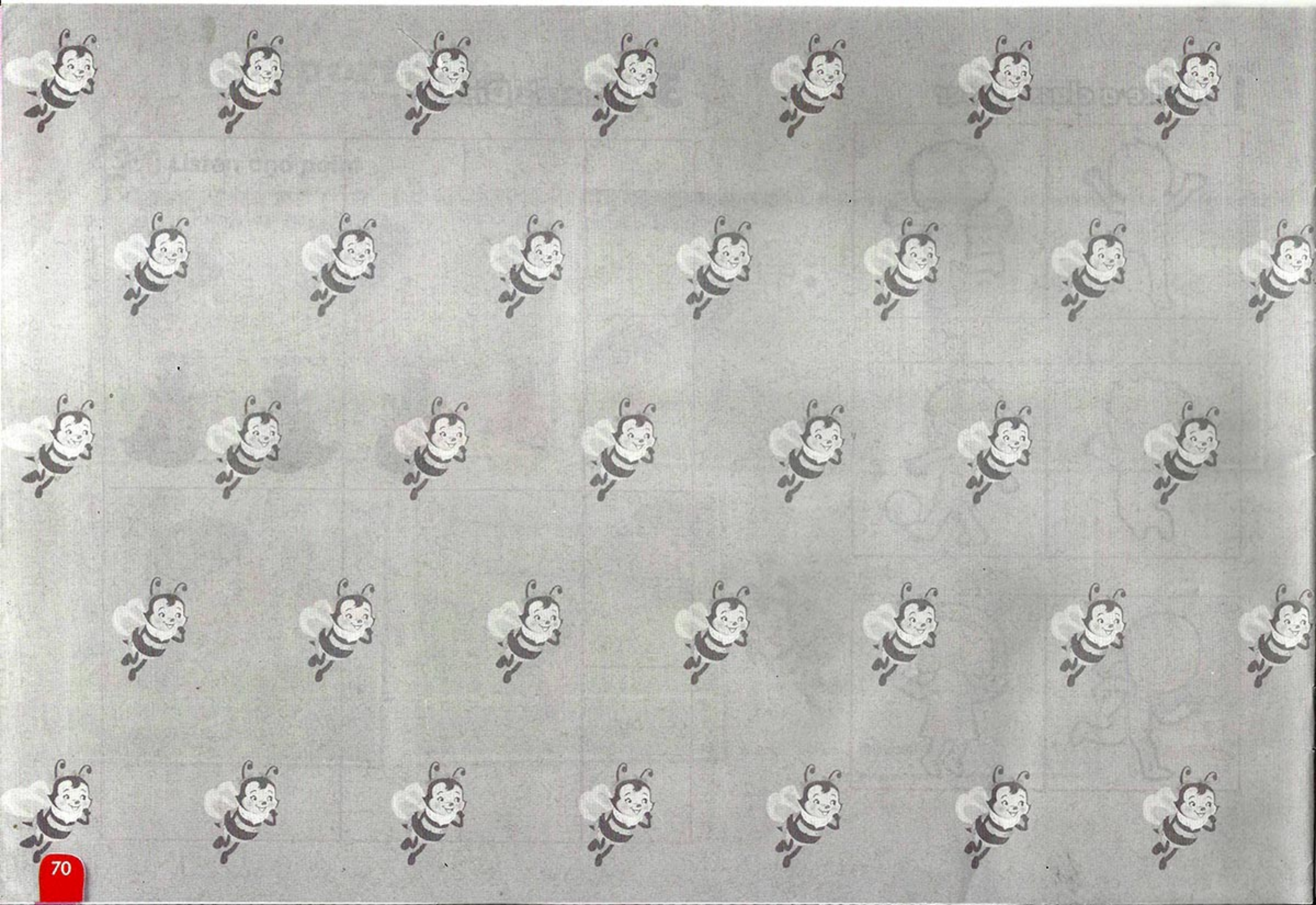


# CUT-OUTS



**Make a class poster****Where's Dina?**








Unit  
**4** Listen and stick









Unit  
**4** My daily routine



























**Egyptian International Publishing Company – Longman**



10a Hussein Wassef Street  
Messaha Square  
Dokki  
Giza  
Arab Republic of Egypt

Copyright © 2018 held jointly by special agreement between the Egyptian Ministry of Education and Technical Education and the Egyptian International Publishing Company - Longman



**York Press Ltd.**  
322 Old Brompton Road  
London SW5 9JH  
England

**Pearson Education Limited**

Edinburgh Gate  
Harlow  
Essex CM20 2JE  
England  
and Associated Companies throughout the world

First Published 2018

ISBN 978-977-16-1493-7

Deposit 11447/2018

Printed by APC for printing

The rights of Claire Medwell, Wendy Cherry and Emma Wilkinson to be identified as authors of this Work have been asserted by them in accordance with the Copyright, Designs and Patents Act 1988.

All rights reserved; no part of this publication may be reproduced, stored in a retrieval system or transmitted in any form or by any means, electronic, mechanical, photocopying, recording or otherwise, without the prior written permission of the copyright holders.

### **Acknowledgements**

Photographs sourced by York Press and [pictureresearch.co.uk](http://pictureresearch.co.uk)

The Publishers are grateful to all those who have given permission to reproduce copyright material.

Alamy/ Myrleen Pearson for p36, p38 and p63 making bed; Getty Images/ KidStock for p39 laying table; iStockphoto/ shapechange for p12 walk / monkeybusinessimages for p16 running; Shutterstock/ Michael Dechev for p2 jumper / shipfactory for p2 elephant / Eric Isselee for p2 monkey / Anastasiia Skorobogatova for p2 strawberry / Iurii Kachkovskyi for p2 orange / Nanisimova for p4 jacket / Phovoir for p4 cap / Nattika for p4 egg / Tim UR for p4 apple / MicroOne and Nerthuz for p4 book / Koltsov for p5 boy washing face / Melissa King for p10 jump / worker for p10 run / Sergei Kolesnikov for p10, p14, p46, p56, p57 and p71 kicking boy / Volodymyr Tverdokhlib for p10 centre left / Monkey Business Images for p10 centre / A\_Lesik for p10 centre right / Rob Hainer for p12 climb / Africa Studio for p12 run, p12 skip, p52 centre, p58 get up and p58 eat lunch / glenda for p12 kick / Artem Kutsenko for p14, p33, p46 and p69 apple / Gelpi for p16 running girl / Svetlana Maslova for p16 ball 1 / Dakalova Iuliia for p16 ball 2 / Bildagentur Zoonar GmbH for p16 ball 3 / jocic for p16 ball 4 / marinomarini for p16 ball 5 / Stepan Bormotov for p16 ball 6 / Hurst Photo for p16 ball 7 / Ivonne Wierink for p16 ball 8 / Littlekidmoment for p22 boy / Tatiana Popova for p24 and p32 guitar / Boiko Y for p24 piano / Billion Photos for p24 drum / Arvind Balaraman for p27 boy 1 / Jeka for p27 girl 2 / Samuel Borges Photography for p27 boy 3 and p54 boy left / Sashkin for p27 drum / Vereshchagin Dmitry for p27, p28, p31 and p46 guitar / kak2s for p28, p31, p32 and p46 piano / Jirka Bursik for p38 bathroom / Halfpoint for p38 cleaning teeth / Duplass for p39 making sandwich / somsak nitimongkolchai for p39 tying shoe / Serhiy Kobayakov for p50 girl / ladybirdstudio for p52 get up / Noam Armonn for p52 eat breakfast / Blaj Gabriel for p52 go to school / Dragon Images for p52 centre left and p61 go to school / Olesia Bilkei for p52 centre right / ESB Professional for p54 boy right / Grin Maria for p56, p57, p61 queen / Anna Grigorjeva for p58 go to bed / AlinaMD for p58 and p59 morning / azarinelli for p58 and p59 noon / Andrey Uraev for p59 sunset

Commissioned photography by Graham Alder at MM Studios, Oxford, UK

### **Picture credits**

The Publishers would like to thank the following for their kind permission to reproduce their photographs:

Commissioned photography by Graham Alder at MM Studios, Oxford, UK

**Illustrators:** Ilias Arahovitis (Beehive Illustration), Henrique Brum (Beehive Illustration), Fhiona Galloway (Beehive Illustration), Gary Joynes (Beehive Illustration), Adam Linley (Beehive Illustration), John Lund (Beehive Illustration), Faye Robson (Beehive Illustration)

Every effort has been made to trace the copyright holders and we apologize in advance for any unintentional omissions. We would be pleased to insert the appropriate acknowledgement in any subsequent edition of this publication.



*Connect* is a new and innovative course specially designed for learning based on life skills and citizenship education.

- Exciting stories, catchy songs and motivating craft activities
- Engaging characters that children will identify with
- Pre-emergent reading and writing skills including phonics
- A syllabus for learning new age-appropriate skills for home and school
- An emphasis on values for young learners

*Connect* provides the complete package for learning based on life skills and citizenship education.

Student's Book

Teacher's Guide

Class Audio CD

*Connect* has been designed in alignment with the curriculum framework set by the Ministry's Center for Curriculum and Instructional Materials Development (CCIMD).



Extent : 80  
Size : 19.5x 27.5  
Colour : 4/4  
Grammage: 180/70

رقم الكتاب

١٠١١/٣٠/٢٥/١١/٢/٧٢